









TEAM RESULTS WOMEN'S QUALIFICATION

SUN 17 OCT 2010 - 20:00

Rank	Bib	NOC Name					Total	Ind. Ran				
1 RUS - Russia												
	689	AFANASYEVA Ksenia	14.300	11.866	14.533	14.766	55.465	(17)				
	690	MUSTAFINA Aliya	15.600	15.300	14.933	14.833	60.666	(1)				
	691	NABIEVA Tatiana	15.466	14.700	14.333	13.066	57.565	(8)				
	692	SEMENOVA Ksenia	14.066		14.458	12.566	41.090	(150)				
	693	KURBATOVA Ekaterina	14.733	14.300			29.033	(177)				
	751	DEMENTYEVA Anna		14.200	15.133	14.200	43.533	(135)				
		Total	60.099	(2)	58.500	(2)	59.057	(2)	56.865	(2)	234.521	Q
2 CHN - China												
	541	JIANG Yuyan	14.733	15.200	14.333	13.833	58.099	(4)				
	542	HE Kexin	0.000	16.066		13.933	29.999	(175)				
	543	SUI Lu		13.633	14.400	14.633	42.666	(143)				
	544	HUANG Qiushuang	14.600	15.666	14.466	13.333	58.065	(5)				
	545	DENG Linlin	13.900		15.100		29.000	(178)				
	546	YANG Yilin	14.566	14.683	0.000	13.666	42.915	(141)				
		Total	57.799	(4)	61.615	(1)	58.299	(3)	56.065	(4)	233.778	Q
3 USA - United States												
	716	BROSS Rebecca	14.716	14.933	15.266	14.166	59.081	(2)				
	717	CAQUATTO Mackenzie	14.933	14.466	14.266	13.533	57.198	(9)				
	718	SLOAN Bridget		14.700		13.700	28.400	(179)				
	719	LARSON Mattie	14.966	14.200	13.933	13.233	56.332	(11)				
	720	RAISMAN Alexandra	15.033	14.133	14.766	14.383	58.315	(3)				
	721	SACRAMONE Alicia	15.466		14.866		30.332	(174)				
		Total	60.398	(1)	58.299	(3)	59.164	(1)	55.782	(5)	233.643	Q
4 ROU - Romania												
	677	IZBASA Sandra Raluca	14.833		14.333	14.766	43.932	(133)				
	678	PORGRAS Ana	13.833	14.733	15.266	14.066	57.898	(6)				
	679	CHELARU Diana Maria	14.600	14.000		14.466	43.066	(140)				
	680	Haidu Raluca Oana	14.633	14.000	13.366	14.200	56.199	(12)				
	681	DRAGOI Gabriela		13.366	13.400		26.766	(185)				
	682	PATRASCU S.	13.733	13.300	14.000		41.033	(151)				
		Total	57.899	(3)	56.099	(5)	56.999	(5)	57.498	(1)	228.495	Q





TEAM RESULTS WOMEN'S QUALIFICATION

SUN 17 OCT 2010 - 20:00

Rank	Bib	NOC Name					Total	Ind. Ran				
5 GBR - Great Britain												
	586	TWEDDLE Elizabeth		15.600		14.000	29.600	(176)				
	587	DOWNIE Rebecca	13.700	14.300	14.033		42.033	(146)				
	588	WHELAN Hannah	14.033	12.933	14.300	14.233	55.499	(16)				
	590	PINCHES Jennifer	13.566	13.566	12.833	13.933	53.898	(32)				
	591	HIBBERT Nicole	13.933	14.000	13.433	13.200	54.566	(28)				
	745	CAIRNS Imogen	14.525		13.266	14.066	41.857	(148)				
		Total	56.191	(8)	57.466	(4)	55.032	(7)	56.232	(3)	224.921	Q
6 AUS - Australia												
	504	BONORA Georgia	13.833	13.766	14.266	13.400	55.265	(20)				
	505	BRENNAN Ashleigh	13.766		14.300	13.833	41.899	(147)				
	506	LITTLE Emily	14.466	13.791	13.566	13.200	55.023	(23)				
	507	MILLER Larissa		14.300		13.633	27.933	(181)				
	508	MITCHELL Lauren	14.733	13.700	14.966	14.466	57.865	(7)				
	509	WHEELER Georgia	13.066	10.766	13.466		37.298	(162)				
		Total	56.798	(5)	55.557	(7)	57.098	(4)	55.332	(6)	224.785	Q
7 ITA - Italy												
	623	PREZIOSA Elisabetta	13.666	12.766	14.525	13.633	54.590	(27)				
	624	PAROLARI Lia	13.133	12.200	13.600	13.500	52.433	(46)				
	625	MATTONI J.			13.250	13.433	26.683	(187)				
	626	LICCHETTA Serena	13.800	14.100		13.600	41.500	(149)				
	627	FERRARI Vanessa	13.833	13.933	13.900	14.458	56.124	(13)				
	628	RANDO Eleonora	13.233	13.266	13.366		39.865	(156)				
		Total	54.532	(20)	54.065	(8)	55.391	(6)	55.191	(7)	219.179	Q
8 JPN - Japan												
	629	TSURUMI Koko	13.900	12.733	14.166	13.933	54.732	(25)				
	630	SHINTAKE Yuko	13.666	13.866	13.366	12.666	53.564	(37)				
	631	TANAKA Rie	14.333	13.800	13.866	13.700	55.699	(14)				
	632	YAMAGISHI Mai	13.933		13.333	13.700	40.966	(152)				
	633	OZAWA Momoko	14.300	12.900	12.700	12.933	52.833	(42)				
	634	OSHIMA Kyoko		12.866			12.866	(210)				
		Total	56.466	(7)	53.432	(10)	54.731	(8)	54.266	(10)	218.895	Q





TEAM RESULTS WOMEN'S QUALIFICATION

SUN 17 OCT 2010 - 20:00

Rank	Bib	NOC Name					Total	Ind. Ran			
9 NED - Netherlands											
	649	VAN GERNER Celine	13.800	14.233	13.100	14.266	55.399	(19)			
	650	WEVERS Sanne		12.933	14.200		27.133	(182)			
	651	GOEDKOOP Joy Rianne	13.866	13.466	13.133	13.308	53.773	(33)			
	652	HARMES Suzanna	13.666	12.733	13.233	13.433	53.065	(39)			
	653	RIJKEN Marlies	13.533	12.633	13.900	13.100	53.166	(38)			
	749	MOSHAGE Yvette	13.650			13.466	27.116	(183)			
		Total	54.982	(14)	53.365	(11)	54.466	(10)	54.473	(8)	217.286
10 BRA - Brazil											
	528	DOMINGUES COBELLO P.	13.800	11.800	13.500	13.300	52.400	(47)			
	529	FERNANDES BARBOSA J.	14.900	13.300	12.933	13.633	54.766	(24)			
	530	GONSER FRANCO E.		12.833			12.833	(211)			
	531	KUROIWA YAMAMOTO LE.	14.000	13.500	12.300	12.300	52.100	(54)			
	532	MATIAS HYPOLITO D.	13.933	13.166	13.933	14.100	55.132	(21)			
	533	NUNES GOMES A.	13.933		12.866	13.300	40.099	(155)			
		Total	56.766	(6)	52.799	(12)	53.232	(14)	54.333	(9)	217.130
11 FRA - France											
	580	MALAUSSENA Aurelie	14.066	13.900	13.566	13.566	55.098	(22)			
	582	BREVET Marine	13.866	12.933	13.700	13.566	54.065	(31)			
	583	MAURIN Eva	13.666	10.933	12.533	13.233	50.365	(76)			
	584	PETIT Marine	13.633	13.233	13.300	13.400	53.566	(36)			
	585	MOREL Pauline	13.700	13.933	13.333	12.700	53.666	(34)			
		Total	55.298	(11)	53.999	(9)	53.899	(12)	53.765	(11)	216.961
12 UKR - Ukraine											
	710	DEMYANCHUK Yana		13.433	14.533		27.966	(180)			
	711	FOMENKO Alina	13.133			13.600	26.733	(186)			
	713	CHERNIY Yevheniya	13.341	11.766	13.900	12.933	51.940	(57)			
	714	HOLENKOVA Valentyna	13.966	12.866	12.866	13.900	53.598	(35)			
	715	KOVAL Anastasiia	13.500	11.900	13.233	13.208	51.841	(58)			
	753	KAYDALOVA Alona	13.966	12.800	12.500	12.900	52.166	(53)			
		Total	54.773	(18)	50.999	(15)	54.532	(9)	53.641	(12)	213.945
13 CAN - Canada											
	535	DANCOSE-GIAMBATTISTO		13.666	12.500		26.166	(189)			
	536	LEBLOND-CHARTRAND C.	13.800	11.866	12.033	13.100	50.799	(71)			
	537	MACKIE Charlotte	13.566		13.466	12.666	39.698	(157)			
	539	SAVONA Jessica	13.800	12.716		13.700	40.216	(154)			
	540	VACULIK Kristina	13.666	12.900	14.066	13.433	54.065	(30)			
	742	WILLIS Emma	13.566	11.533	13.566	11.900	50.565	(73)			
		Total	54.832	(17)	51.148	(14)	53.598	(13)	52.899	(13)	212.477





TEAM RESULTS WOMEN'S QUALIFICATION

SUN 17 OCT 2010 - 20:00

Rank	Bib	NOC Name					Total	Ind. Ran
14		GER - Germany						
	592	CHUSOVITINA Oksana	13.200		13.566		26.766	(184)
	593	SEITZ Elisabeth	14.633	14.966	12.733	13.133	55.465	(18)
	594	HILL Lisa Katharina	13.733	13.800	11.566	12.333	51.432	(62)
	595	MOEBIUS Joeline	13.641	12.841	10.033	13.333	49.848	(83)
	596	TOLLE Pia	13.400	13.325	11.600	12.566	50.891	(69)
	597	HINDERMANN Giulia		13.566		12.733	26.299	(188)
		Total	55.407 (10)	55.657 (6)	49.465 (22)	51.765 (19)	212.294	
15		BEL - Belgium						
	516	VANWALLEGHEM Aagje	13.866	13.833	13.566	13.066	54.331	(29)
	517	CROKET Julie	14.016	13.366	11.600	13.800	52.782	(43)
	518	SCIANGUETTA Floriane	13.666	12.000	13.200	12.633	51.499	(61)
	519	VERSONNEN Lin	13.500	11.100	12.300		36.900	(165)
	521	CANART Alice	13.166			12.400	25.566	(191)
	740	MYS Gaelle		11.366	12.966	12.633	36.965	(164)
		Total	55.048 (13)	50.565 (16)	52.032 (15)	52.132 (14)	209.777	
16		SUI - Switzerland						
	698	STAEMPFLI Linda	13.133	12.633	12.466	12.866	51.098	(67)
	699	SENN Jennifer	11.900	12.533		11.466	35.899	(167)
	700	RUTZ Jennifer	13.366		12.033	12.266	37.665	(161)
	702	KAESLIN Ariella	14.566	13.900	14.000	13.966	56.432	(10)
	703	STEINGRUBER Giulia	12.733	13.100	12.300	12.833	50.966	(68)
	752	DIACCI Jessica		12.500	12.100		24.600	(196)
		Total	53.798 (24)	52.166 (13)	50.866 (16)	51.931 (17)	208.761	
17		POL - Poland						
	659	PIHAN-KULESZA Marta	13.883	13.033	14.400	13.366	54.682	(26)
	660	LITEWKA Joanna	13.466	8.500			21.966	(203)
	661	JURKOWSKA Katarzyna	13.125		13.533	13.033	39.691	(158)
	662	JANIK Gabriela	14.125	12.066	12.933	12.833	51.957	(56)
	663	FRANDOFERT Monika		11.833	12.033	12.900	36.766	(166)
	664	PLICHTA Paula	13.766	7.166	13.100	12.033	46.065	(123)
		Total	55.240 (12)	45.432 (26)	53.966 (11)	52.132 (14)	206.770	





TEAM RESULTS WOMEN'S QUALIFICATION

SUN 17 OCT 2010 - 20:00

Rank	Bib	NOC Name					Total	Ind. Ran
18		ESP - Spain						
	568	IZURIETA Ana Maria	12.800				12.800	(212)
	569	ZALDIVAR Elena			10.500	12.433	22.933	(200)
	570	VILA BARNES Claudia	13.600	12.666	13.366	12.700	52.332	(50)
	571	CARMONA URBANO A.	13.700	12.333	13.033	13.266	52.332	(49)
	572	RODRIGUEZ RODRIGUEZ	13.266	13.166	11.200	12.633	50.265	(77)
	573	MIRONESCU IANCU COC.	13.833	12.000	13.066	12.533	51.432	(64)
		Total	54.399 (22)	50.165 (17)	50.665 (19)	51.132 (21)	206.361	
19		GRE - Greece						
	598	MILLOUSI Vasiliki	13.100	13.066	13.533	13.233	52.932	(41)
	599	BISMPIKOU Stefani	13.633	12.700	12.766	12.000	51.099	(65)
	600	ZAFEIRAKI Evgenia	13.600	12.133	11.900	12.833	50.466	(74)
	601	MITRAKOU Paschalina	13.400	10.641	12.300	13.233	49.574	(88)
	603	SYRIGOU ANTONIOU A.	13.858	11.666			25.524	(192)
	746	PITSIKALI Maria			12.200	11.300	23.500	(198)
		Total	54.491 (21)	49.565 (19)	50.799 (17)	51.299 (20)	206.154	
20		KOR - Korea						
	635	JO Hyunjoo	14.000	12.666	13.066	13.266	52.998	(40)
	636	PARK Eunkyung	13.433	12.133	12.466	12.166	50.198	(78)
	637	PARK Ji Yeon	13.533	12.666	12.800	12.533	51.532	(60)
	638	MOON Eun Mee	12.933		12.200	12.600	37.733	(160)
	639	SEO Yi Seul		10.566			10.566	(216)
	640	EUM Eunhui	13.733	10.466	12.366	13.433	49.998	(80)
		Total	54.699 (19)	48.031 (20)	50.698 (18)	51.832 (18)	205.260	
21		MEX - Mexico						
	643	CANTU MATA Marisela	12.266	12.066	12.658	12.666	49.656	(87)
	644	DE LEON GAMBOA D.		11.691			11.691	(214)
	645	GARCIA RODRIGUEZ BL.	14.066	12.033	12.866	13.333	52.298	(51)
	646	MORENO MEDINA A.	13.733		11.433	11.900	37.066	(163)
	647	ESTRADA MARTINEZ Y.	14.233	10.466	13.333	13.066	51.098	(66)
	648	UNDA SOSA M.	13.533	11.433	11.433	11.433	47.832	(104)
		Total	55.565 (9)	47.223 (22)	50.290 (20)	50.965 (22)	204.043	





TEAM RESULTS WOMEN'S QUALIFICATION

SUN 17 OCT 2010 - 20:00

Rank	Bib	NOC Name					Total	Ind. Ran
22 VEN - Venezuela								
	727	BRICENO FRONTADO F.	13.033	12.266	12.300	12.066	49.665	(86)
	728	LOPEZ Jessica	14.500	13.766	13.466	13.900	55.632	(15)
	729	MEDINA CHAVEZ Y.	13.466	10.466	9.266	11.100	44.298	(129)
	730	PENA MUNOZ M.	13.500	11.133	11.800	12.766	49.199	(90)
	731	ROJAS Iveta				3.100	3.100	(217)
	732	SOTILLO VILLANUEVA	13.466	12.800	9.566		35.832	(168)
		Total	54.932	49.965	47.132	49.832	201.861	
			(15)	(18)	(26)	(25)		
23 HUN - Hungary								
	605	GOMBAS Laura	13.366	11.766			25.132	(193)
	606	DIVEKY Luca	13.133	11.166	11.633	12.300	48.232	(97)
	607	LONAI Hajnalka	13.233	9.766	12.500	12.200	47.699	(106)
	608	CSILLAG Tunde	13.700	11.600	12.066	13.400	50.766	(72)
	609	TOTH Renata	13.766	11.933	11.266	12.833	49.798	(84)
	747	SZABADFI Szilvia			10.733	12.033	22.766	(201)
		Total	54.065	46.465	47.465	50.733	198.728	
			(23)	(23)	(25)	(24)		
24 UZB - Uzbekistan								
	722	GALIULINA Luisa	12.633	12.500	14.066	13.400	52.599	(45)
	723	GOREVA Yuliya	12.866	9.433	8.666	12.333	43.298	(138)
	724	SAPARBAEVA Asal	12.700	11.866	11.700	13.100	49.366	(89)
	725	KARIMDJANOVA Diana	12.900	10.300	12.366	11.633	47.199	(112)
	726	VOLODCHENKO Irina	13.241	9.533	12.033	13.166	47.973	(100)
		Total	51.707	44.199	50.165	51.999	198.070	
			(31)	(30)	(21)	(16)		
25 BLR - Belarus								
	522	SOTNIKAVA Alina	13.933	10.833	12.166	13.433	50.365	(75)
	523	KHAANH Liliya	12.800	12.100	11.166	11.766	47.832	(103)
	524	VYSOTSKAYA Nadzeya	13.433	8.966	10.066	11.800	44.265	(130)
	525	MARACHKOUSKAYA N.	14.100		11.933		26.033	(190)
	526	MAKHAUTSOVA Volha		11.733		12.966	24.699	(195)
	527	ZAITSAVA Yauheniya	13.466	9.933	11.466	12.666	47.531	(110)
		Total	54.932	44.599	46.731	50.865	197.127	
			(15)	(28)	(28)	(23)		
26 SLO - Slovenia								
	695	KYSSELEF Tjasa	13.233	11.166	12.000	12.633	49.032	(93)
	696	KAMNIKAR Ivana	12.266	11.400	12.233	12.100	47.999	(99)
	697	NOVAK Fiona	13.100	11.800	12.666	12.400	49.966	(81)
	734	BELAK Teja	13.233	11.733	11.966	12.233	49.165	(91)
	735	HORVAT Carmen		10.200	11.033		21.233	(205)
		Total	51.832	46.099	48.865	49.366	196.162	
			(29)	(24)	(24)	(30)		





TEAM RESULTS WOMEN'S QUALIFICATION

SUN 17 OCT 2010 - 20:00

Rank	Bib	NOC Name					Total	Ind. Ran
27		FIN - Finland						
	574	LAISI Ida	13.200	11.866	11.300	12.266	48.632	(94)
	575	URVIKKO Annika	13.400	11.900	11.800	12.833	49.933	(82)
	576	OJALA Rosanna	13.050	11.933	11.733	11.300	48.016	(98)
	577	PIETILAE Reeta		9.733	12.133		21.866	(204)
	578	CHIRINOS Kaisa	12.600	9.200	10.466	12.666	44.932	(126)
	579	TIITTA Paula	13.033			11.666	24.699	(194)
		Total	52.683 (26)	45.432 (26)	46.966 (27)	49.431 (29)	194.512	
28		ISR - Israel						
	619	COHEN Sapir Hana	12.300	7.333	11.300	11.900	42.833	(142)
	620	RABINOVITZ Roni	13.566	12.033	13.500	13.233	52.332	(48)
	621	KOREN Hadas	11.933	11.333	11.366	11.500	46.132	(122)
	622	MAKSIUTA Valeriia	14.100	12.066	12.816	13.100	52.082	(55)
		Total	51.899 (28)	42.765 (33)	48.982 (23)	49.733 (26)	193.379	
29		RSA - South Africa						
	683	KHWELA Jennifer	13.566	11.766	10.600	12.600	48.532	(95)
	684	SWAN Chantel	12.266	12.066	10.433	11.666	46.431	(120)
	685	PARSONS Chanel	12.366	10.800	11.433	11.766	46.365	(121)
	686	SZABO Nicole	12.833	11.033	11.500	12.400	47.766	(105)
	687	HELDSINGER Ashleigh	13.266	8.266	11.833	12.500	45.865	(124)
		Total	52.031 (27)	45.665 (25)	45.366 (32)	49.266 (31)	192.328	
30		CZE - Czech Republic						
	553	SIKULOVA Jana	13.566	12.533	12.100	12.666	50.865	(70)
	554	PALESOVA Kristyna		12.433			12.433	(213)
	555	PECHANCOVA Nicole	13.166	8.800	12.866	13.000	47.832	(102)
	556	JANOVA Alice	12.500	9.533	10.100	11.766	43.899	(134)
	557	MOLACKOVA Marcela	0.000	9.633	10.900	0.000	20.533	(207)
	558	HADRBOLOVA Klara	12.600		9.800	12.066	34.466	(172)
		Total	51.832 (29)	44.132 (32)	45.966 (29)	49.498 (28)	191.428	
31		AUT - Austria						
	510	ECKER Lisa	13.600	7.633	9.366	12.066	42.665	(144)
	511	FA Katharina	12.700	11.266	12.066	11.666	47.698	(108)
	512	GROSCH Hanna		11.633			11.633	(215)
	513	MADER Jasmin	13.366	10.933	10.866	12.533	47.698	(107)
	514	PENKER Simone	13.066	10.766	11.100	12.100	47.032	(115)
	515	STOECKL Lisa Maria	12.300		10.633	11.900	34.833	(169)
		Total	52.732 (25)	44.598 (29)	44.665 (33)	48.599 (32)	190.594	


TEAM RESULTS WOMEN'S QUALIFICATION

SUN 17 OCT 2010 - 20:00

Rank	Bib	NOC Name					Total	Ind. Ran
32 POR - Portugal								
	665	MARQUES DE LIMA Z.	12.900		12.500	12.766	38.166	(159)
	666	KISLINSKAYA E.	<i>11.733</i>	12.933	9.533	12.733	46.932	(116)
	667	CHOON Alexandra	12.333	11.300	11.266	12.200	47.099	(113)
	668	OLIVEIRA Rita	12.733	9.766	10.900	11.900	45.299	(125)
	669	CALVETE RODRIGUES D.		10.200	10.933		21.133	(206)
	670	ABRANTES Diana	13.041	<i>9.266</i>		<i>11.800</i>	34.107	(173)
		Total	<u>51.007</u> (33)	44.199 (30)	45.599 (30)	49.599 (27)	190.404	
33 DEN - Denmark								
	559	LAURITSEN Michelle	12.466	10.533	9.166	<i>10.000</i>	42.165	(145)
	560	HULGAARD Mette	12.800	10.800	10.566	12.566	46.732	(117)
	561	ANDERSEN Laerke	13.066	9.633	9.100	11.733	43.532	(136)
	562	FURU Mia	12.733	<i>9.133</i>	10.500	11.800	44.166	(132)
	563	OFFERGAARD Miriam	<i>12.400</i>	9.900			22.300	(202)
	564	JENSEN Louise			<i>8.008</i>	11.000	19.008	(208)
		Total	<u>51.065</u> (32)	40.866 (34)	39.332 (34)	47.099 (33)	178.362	
34 COL - Colombia								
	547	SANCHEZ CARDENAS N.		12.633	10.800		23.433	(199)
	548	AVENDANO ROMERO M.	13.133	12.133	12.066	12.433	49.765	(85)
	549	GIL ORTIZ Jessica		<i>0.000</i>	<i>0.000</i>		0.000	(218)
	550	ESCOBAR GOMEZ C.	14.133	12.566	11.733	13.000	51.432	(63)
	551	RUIZ CARDONA L.	13.133	10.333	10.900	12.133	46.499	(119)
		Total	40.399 (34)	<u>47.665</u> (21)	45.499 (31)	37.566 (34)	171.129	

Note:
Underlined totals indicate starting apparatus.
Italics indicate the low (non-counting) score.

Legend:
Ind. Individual Q Qualified for Team Final

 Vault  Uneven Bars  Beam  Floor