













Berlin, 06. März 2010

Ergebnisse / Results		Altersbereich / Age group															Gesamt														
Platz	Start-Nr.	Name	Vorname	JG	Verein	Land	Boden			Pferd			Ringe			Sprung			Barren			Reck									
							D_Bo	E_Bo	P_Bo	D_Pf	E_Pf	P_Pf	D_Ri	E_Ri	P_Ri	D_Sp		E_Sp	P_Sp	D_Ba	E_Ba	P_Ba	D_Re	E_Re	P_Re						
Jahrgänge 94 / 95							Year of birth 94 / 95																								
1	45	Iguchi	Daisuke	2	Japan	JPN	4,700	8,500	0,0	13,200	4,400	7,900	0,0	12,300	4,800	8,950	0,0	13,750	5,400	9,250	0,1	14,550	4,800	9,000	0,0	13,800	4,800	9,100	0,0	13,900	81,500
2	92	Yusof	Eddy	2	Schweiz II	SUI	4,900	8,600	0,0	13,500	4,600	8,700	0,0	13,300	4,700	9,050	0,0	13,750	5,400	9,200	0,0	14,600	4,700	8,300	0,0	13,000	4,400	8,750	0,0	13,150	81,300
3	54	Dowers	Tariq	2	Kanada I	CAN	4,800	8,800	0,0	13,600	4,900	8,600	0,0	13,500	4,700	8,500	0,0	13,200	5,400	9,400	0,0	14,800	4,700	7,750	0,0	12,450	4,800	8,150	0,0	12,950	80,500
4	104	Weinert	Daniel	2	Schleswig-Holsteinischer Turnverband	GER	4,400	8,750	0,0	13,150	4,900	8,300	0,0	13,200	4,500	7,550	0,0	12,050	5,000	9,200	0,0	14,200	4,400	8,900	0,0	13,300	4,300	8,750	0,0	13,050	78,950
5	91	Brunner	Janick	2	Schweiz II	SUI	4,700	8,600	0,0	13,500	4,300	7,650	0,0	11,950	4,700	9,100	0,0	13,800	4,600	9,150	0,1	13,650	5,000	7,350	0,0	12,350	4,900	8,300	0,0	13,200	78,450
6	19	Kenis	Daan	2	Belgien I	BEL	4,900	8,300	0,6	12,600	4,300	8,750	0,0	13,050	4,500	8,850	0,0	13,350	5,400	9,250	0,0	14,650	4,600	7,150	0,0	11,750	3,900	7,750	0,0	11,650	77,050
7	107	Tushev	Veliko	2	Sports Club "Akro" Ruse	BUL	4,200	8,200	0,0	13,400	4,000	7,700	0,0	11,700	4,400	8,850	0,0	13,250	3,800	9,000	0,1	12,700	4,300	8,250	0,0	12,550	3,500	8,500	0,0	12,000	75,600
8	71	Verhofstad	Bram	2	Niederlande III	NED	4,800	8,950	0,0	13,750	3,700	8,850	0,0	12,550	3,600	8,950	0,0	12,550	4,600	8,950	0,3	13,250	3,100	8,250	0,0	11,350	3,800	7,950	0,0	11,750	75,200
9	38	Dekeyne	Benjamin	2	Pôle France Lyon	FRA	4,400	7,550	0,3	11,650	4,100	8,550	0,0	12,650	3,600	8,750	0,0	12,350	4,600	9,200	0,0	13,800	4,100	8,950	0,0	13,050	2,700	8,650	0,0	11,350	74,850
10	103	Perez	Julian	2	Spanien I	ESP	4,800	8,200	0,0	13,000	3,400	7,050	0,0	10,450	4,500	8,850	0,0	13,350	6,200	9,000	0,0	15,200	4,200	6,100	0,0	10,300	3,700	8,500	0,0	12,200	74,500
11	59	Kovačević	Anton	2	Kroatien	CRO	4,100	8,250	0,0	12,350	4,400	7,200	0,0	11,600	3,600	8,300	0,0	11,900	4,600	8,850	0,0	13,450	4,200	8,400	0,0	12,600	3,400	9,000	0,0	12,400	74,300
12	21	Gentges	Maxime	2	Belgien II	BEL	4,600	7,700	0,0	12,300	4,500	7,200	0,0	11,700	3,500	8,750	0,0	12,250	5,400	8,150	0,3	13,250	3,900	8,400	0,0	12,300	3,800	8,550	0,0	12,350	74,150
13	23	De Castro	Ricardo	2	Belgien II	BEL	4,300	7,850	0,0	12,150	4,600	8,650	0,0	13,250	2,500	9,150	0,0	11,650	4,600	9,050	0,1	13,550	3,900	7,550	0,0	11,450	2,900	8,600	0,0	11,500	73,550
14	7	Kunze	Hannes	2	KTV Chemnitz	GER	4,300	8,300	0,0	12,600	4,300	8,100	0,0	12,400	3,900	8,500	0,0	12,400	4,600	8,950	0,0	13,550	3,900	8,350	0,0	12,250	3,000	6,700	0,0	9,700	72,900
15	27	Bitencourt	Lucas	2	Brasilien	BRA	5,000	8,050	0,0	13,050	4,100	5,050	0,0	9,150	4,800	8,250	0,0	13,050	5,400	9,250	0,0	14,650	4,600	8,450	0,0	13,050	3,700	6,150	0,0	9,850	72,800

Berlin, 06. März 2010

Ergebnisse / Results		Altersbereich / Age group		Jahrgänge 94 / 95		Year of birth 94 / 95														Gesamt											
Platz	Start-Nr.	Name	Vorname	JG	Verein	Land	D_Bo	E_Bo	P_Bo	Boden	D_Pf	E_Pf	P_Pf	Pferd	D_Ri	E_Ri	P_Ri	Ringe	D_Sp		E_Sp	P_Sp	Sprung	D_Ba	E_Ba	P_Ba	Barren	D_Re	E_Re	P_Re	Reck
16	4	Nithack	Niklas	2	SC Berlin	GER	4,300	8,900	0,0	13,200	3,300	7,750	0,0	11,050	3,900	8,450	0,0	12,350	4,000	9,150	0,0	13,150	3,900	7,200	0,0	11,100	3,600	8,200	0,0	11,800	72,650
17	37	Boulet	Edgar	2	Pôle France Lyon	FRA	4,600	8,500	0,0	13,100	4,200	6,850	0,0	9,050	4,000	8,650	0,0	12,650	5,400	9,100	0,1	14,400	3,900	8,000	0,0	11,900	3,800	7,450	0,0	11,250	72,350
18	60	Kušan	Leonardo	2	Kroatien	CRO	4,200	7,550	0,1	11,650	4,600	8,100	0,0	12,700	3,300	8,000	0,0	11,300	4,600	8,700	0,1	13,200	3,200	8,400	0,0	11,600	2,600	8,750	0,0	11,350	71,800
19	76	Bauer	Alwin	2	Österreich I	AUT	4,300	8,150	0,0	12,450	3,300	6,900	0,0	10,200	3,000	7,450	0,0	10,450	4,600	8,900	0,0	13,400	3,900	8,350	0,0	12,250	2,800	8,900	0,0	11,700	70,450
19	52	Paterson	Cory	2	Kanada I	CAN	4,300	8,600	0,0	12,900	3,300	7,400	0,0	10,700	3,500	7,900	0,0	11,400	3,800	9,050	0,0	12,850	3,700	8,650	0,0	12,350	3,200	7,050	0,0	10,250	70,450
21	63	Fernald	Gaetan	2	Niederlande I	NED	4,700	7,450	0,0	12,150	3,800	6,600	0,3	10,100	2,700	9,100	0,0	11,800	5,400	8,350	0,1	13,650	3,900	7,150	0,0	11,050	3,400	7,850	0,0	11,250	70,000
22	74	Kranzlmüller	Severin	2	Österreich I	AUT	4,000	8,250	0,0	12,250	4,000	4,400	0,0	8,400	4,200	8,150	0,0	12,350	4,000	8,850	0,0	12,850	4,100	7,600	0,0	11,700	3,900	8,100	0,0	12,000	69,550
23	62	Kosztka	Karl	2	Niederlande I	NED	4,600	8,900	0,0	13,500	2,500	6,500	4,0	5,000	4,300	9,000	0,0	13,300	4,600	9,000	0,0	13,600	4,100	6,800	0,0	10,900	4,100	8,500	0,0	12,600	68,900
24	79	Frick	Jürgen	2	Österreich II	AUT	4,700	8,050	0,0	12,750	3,100	7,150	4,0	6,250	4,200	8,350	0,0	12,550	4,600	9,200	0,0	13,800	4,100	7,750	0,0	11,850	3,100	8,450	0,0	11,550	68,750
25	22	De Nyn	Zeger	2	Belgien II	BEL	4,800	7,650	0,0	12,450	4,300	5,150	0,0	9,450	3,900	8,150	0,0	12,050	4,600	8,850	0,0	13,450	4,500	5,400	0,0	9,900	3,900	7,350	0,0	11,250	68,550
26	96	Vargovsky	Ivan	2	Slovakai	SVK	4,200	7,250	0,0	11,450	4,100	6,200	0,0	10,300	3,800	8,150	0,0	11,950	3,800	8,750	0,0	12,550	3,900	8,500	0,0	12,400	2,700	6,850	0,0	9,550	68,200
27	70	Brugman	Dylan	2	Niederlande III	NED	4,300	7,400	0,3	11,400	3,000	6,350	0,0	9,350	4,100	7,650	0,0	11,750	4,600	9,300	0,1	13,800	3,600	7,100	0,0	10,700	2,300	8,800	0,0	11,100	68,100
28	80	Kopeinik	Daniel	2	Österreich II	AUT	4,300	8,300	0,0	12,600	3,100	5,750	0,0	8,850	2,800	7,950	0,0	10,750	4,600	9,000	0,0	13,600	3,600	8,900	0,0	12,500	2,700	7,000	0,0	9,700	68,000
29	95	Kiss	Michal	2	Slovakai	SVK	4,300	7,950	0,0	12,250	4,000	4,550	0,0	8,550	3,100	8,550	0,0	11,650	4,000	9,000	0,0	13,000	3,700	8,950	0,0	12,650	2,700	6,650	0,0	9,350	67,450
30	31	Micholet	Stephen	2	Frankreich I	FRA	4,100	8,500	0,0	12,600	4,200	7,600	0,0	11,800	5,300	8,750	0,0	14,050	5,400	8,950	0,1	14,250	3,200	9,150	0,0	12,350	0,000	0,000	0,0	0,000	65,050

Berlin, 06. März 2010

Ergebnisse / Results							Altersbereich / Age group																								
Ergebnisse / Results							Jahrgänge 94 / 95																								
Ergebnisse / Results							Year of birth 94 / 95																								
Platz	Start-Nr.	Name	Vorname	JG	Verein	Land																			Gesamt						
							D_Bo	E_Bo	P_Bo	D_Pf	E_Pf	P_Pf	D_Ri	E_Ri	P_Ri	D_Sp	E_Sp	P_Sp	D_Ba	E_Ba	P_Ba	D_Re	E_Re	P_Re							
31	55	Stuart	Joshua	2	Kanada I	CAN	4,600	7,900	0,0	12,500	3,600	7,400	0,0	11,000	3,700	7,800	0,0	11,500	3,800	9,100	0,0	12,900	2,900	3,150	0,0	6,050	3,500	7,550	0,0	11,050	65,000
32	66	van Tienderen	Bryan	2	Niederlande II	NED	4,300	8,450	0,1	12,650	4,300	6,550	0,0	10,850	4,500	8,350	0,0	12,850	4,600	8,400	0,3	12,700	3,300	6,700	0,0	10,000	2,400	1,950	0,0	4,350	63,400
33	51	Abu Al-Soud	Ahmad	2	Jordanien	JOR	4,300	6,850	0,5	10,650	3,500	4,650	0,0	8,150	2,000	2,350	0,0	4,350	4,000	8,950	0,0	12,950	3,200	5,300	0,0	8,500	2,700	6,850	0,0	9,550	54,150
34	50	Zkarneh	Abdallah	2	Jordanien	JOR	4,100	7,000	0,0	11,100	2,700	2,750	0,0	5,450	2,000	3,700	0,0	5,700	4,600	7,900	0,0	12,400	3,200	5,000	0,0	8,200	2,700	8,150	0,0	10,850	53,700
35	34	Randrianasolo	Anthony	2	Frankreich II	FRA	4,300	9,000	0,0	13,300	4,300	8,700	0,0	13,000	0,000	0,000	0,0	0,000	3,800	8,650	0,1	12,350	0,000	0,000	0,0	0,000	0,000	0,000	0,0	0,000	38,650
36	81	Czaikowski	Kamil	2	Polen	POL	0,000	0,000	0,0	0,000	0,000	0,000	0,0	0,000	3,500	6,300	0,0	9,800	0,000	0,000	0,0	0,000	3,100	8,100	0,0	11,200	1,600	0,000	0,0	1,600	22,600